

FIRE APPARATUS OPERATOR: PUMPER

SKILL SHEET PACKAGE

Based on *NFPA 1002: Standard on Fire Apparatus Driver/
Operator Professional Qualifications*, 2017 Edition.



ALABAMA FIRE COLLEGE

AUGUST, 2018
REVISED 11/28/2018



ALABAMA FIRE COLLEGE

Fire Apparatus Operator: Pumper

Instructional JPR Verification Sheet

Full Name: _____ **Fire Department:** _____

This Instructional JPR Verification Sheet is to be used in conjunction with the Alabama Fire College Fire Apparatus Operator: Pumper Skill Sheets. These skills meet all the requirements of NFPA 1002, *Standard on Fire Apparatus Driver/Operator Professional Qualifications*, 2017 edition. Each of these skills should be taught and assessed during the course. This form must be submitted by the Instructor for Certification.

Practical Examination for Certification: Skills testing will be conducted on the apparatus specific to the certification level using a minimum of 25% of the JPRs listed below. The skills will be randomly drawn by the Certification Staff and administered by an approved evaluator after all training hours have been completed. For successful completion of the practical examination, a minimum 70% competency (including critical points) is required for certification.

Skill Sheet		Primary Task	JPR(s) Covered
Completed Prior to Course	01	Preventive Maintenance – Operational Status of a Fire Department Vehicle - Pumper	4.2.1, 4.2.2, 5.1.2
	02	Driving Operations	4.3.1, 4.3.6, 4.3.7
	03	Serpentine Exercise	4.3.3
	04	Alley Dock Exercise	4.3.2
	05	Diminishing Clearance Exercise	4.3.5
	06	Confined Space Turn-Around Exercise	4.3.4
07	Produce Effective Hand & Master Streams from an Internal & Pressurized Source	5.2.1, 5.2.2, 5.2.3, 5.2.4	
08	Produce Effective Hand & Master Streams from a Static Source	5.2.1, 5.2.2, 5.2.3, 5.2.4	
09	Operate a Relay Evolution from Internal Source & Pressurized Source	5.2.1, 5.2.2, 5.2.5	
10	Operate a Relay Evolution from a Static Source	5.2.1, 5.2.2, 5.2.5	
11	Supply Water to Fire Sprinkler & Standpipe Systems from Pressurized Source	5.2.1, 5.2.2, 5.2.7	
12	Supply Water to Fire Sprinkler & Standpipe Systems from Static Source	5.2.1, 5.2.2, 5.2.7	
13	Pump a Foam Fire Stream	5.2.1, 5.2.2, 5.2.6	
Course Location:		Course Date:	
Instructor Printed Name:		Instructor Signature:	
Candidate Printed Name:		Candidate Signature:	

FIRE APPARATUS OPERATOR – SKILLS DESCRIPTION

(TO BE USED IN CONJUNCTION WITH FAO SKILLS DIAGRAM)

(REVISED 09/15/16)

Serpentine

Summary: The serpentine exercise measures the driver's ability to steer the apparatus in close limits without stopping to change the direction of travel so that the apparatus is maneuvered through the obstructions without striking them. The serpentine course will be simulated using the measurements and diagram provided, along with proper placement of cones. The exercise should be conducted with the apparatus moving first backward, then forward. The course or path of travel for this exercise can be established by placing a minimum of three markers in a straight line. The spacing of the markers should be based on the wheel base of the apparatus used. Adequate space must be provided on each side of the markers for the apparatus to move freely.

Application: The driver should drive the apparatus along the left side of the markers in a straight line, and stop just beyond the last marker. The driver should then begin the exercise by backing the apparatus between the markers, passing to the left of marker number 1, to the right of marker number 2, and to the left of marker number 3. At this point, the driver should stop the vehicle, and then drive it forward between the markers by passing to the right of marker number 3, to the left of marker number 2, and to the right of marker number 1.

NOTE: For larger vehicles, such as an ARFF apparatus, this course might need to be modified.

Alley Dock

Summary: The alley dock exercise measures a driver's ability to drive past a simulated dock or stall and back the apparatus into the space provided, stopping smoothly. A dock or stall will be simulated using the measurements and diagram provided, along with proper placement of cones and/or barricades.

Application: The driver should pass the barricades with the dock on the left and then back the apparatus, using a left turn, into the stall. The exercise should then be repeated with the dock on the right side, using a right turn. The apparatus should be parked within the restricted area without having to stop and pull forward and without striking boundary cones or the rear barricade.

NOTE: For larger vehicles, such as an ARFF apparatus, this course might need to be modified.

Diminishing Clearance

Summary: The diminishing clearance exercise measures a driver's ability to steer the apparatus in a straight line through areas of restricted horizontal and vertical clearances, to judge the distances from wheel to object, and to stop at a finish line, so that no obstructions are struck. The diminishing clearance will be simulated using the measurements and diagram provided, along with proper placement of cones and/or barricades. The speed at which a driver should operate the apparatus is optional, but it should be great enough to necessitate quick judgment. The exercise is to be performed both forward and in reverse with a spotter.

Application: The driver should maneuver the apparatus through the lane forward without touching the markers, stopping at a finish line beyond the last marker. No portion of the apparatus should protrude beyond the line. The driver should then back the apparatus out of the restricted area without touching the markers. Vertical clearance

judgment should be evaluated using a prop with a crossbar that is adjustable, based on the height of the apparatus.

NOTE: During the evaluation, the driver should drive forward and back through the prop with the crossbar at several different heights, including one that is lower than the top of the apparatus. The prop should not be struck. The intent of the vertical clearance judgment is for proper identification of the allowable height of a space relative to the apparatus.

Confined Space Turnaround

Summary: The confined space turnaround exercise measures a driver's ability to turn the apparatus around in a confined space without striking obstacles. The confined space will be simulated using the measurements and diagram provided, along with proper placement of cones.

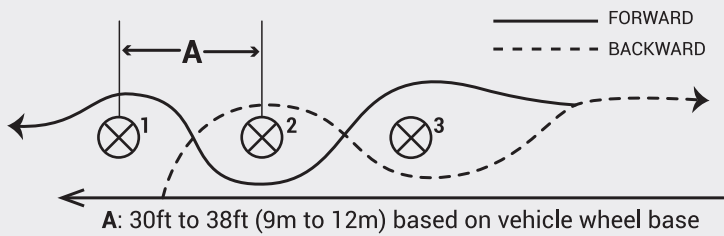
Application: The driver should move into the area from the opening in the center of one of the 50 foot legs, turn the apparatus 180 degrees, and return through the opening. There is no limitation on the number of times the driver has to maneuver the apparatus to accomplish this exercise (3-point turn, 5-point turn, etc.), but no portion of the apparatus should extend over the boundary lines of the space.

NOTE: For larger vehicles, such as an ARFF apparatus, this course might need to be modified.

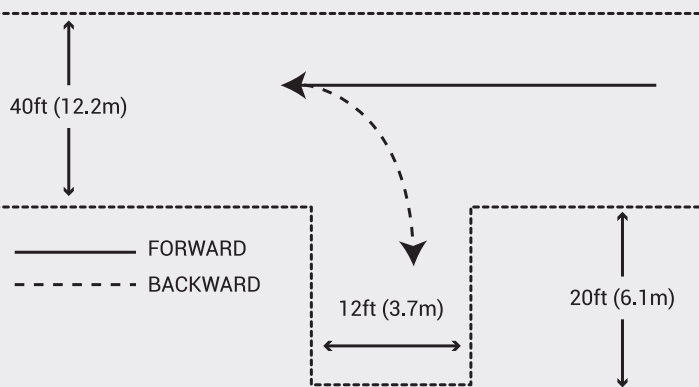
ALABAMA FIRE COLLEGE

FIRE APPARATUS OPERATOR SKILLS DIAGRAMS

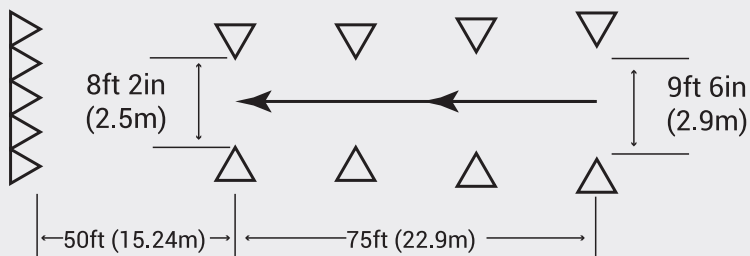
SERPENTINE EXERCISE (#3)



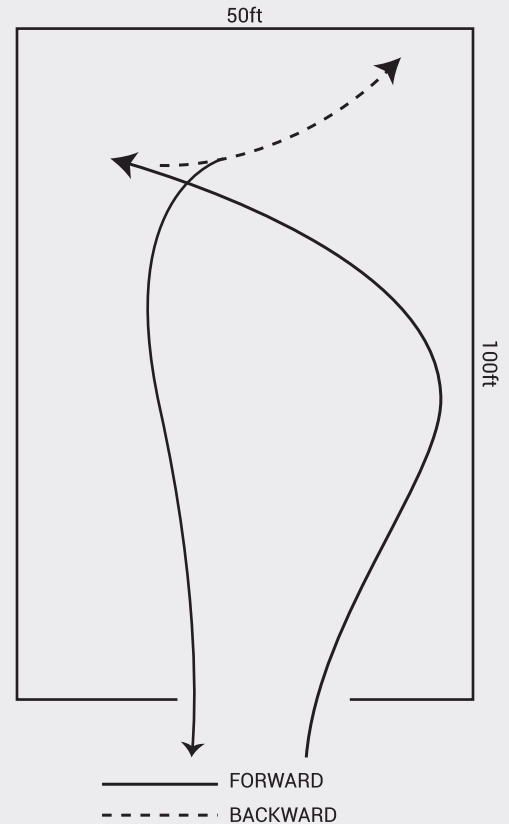
ALLEY DOCK EXERCISE (#4)



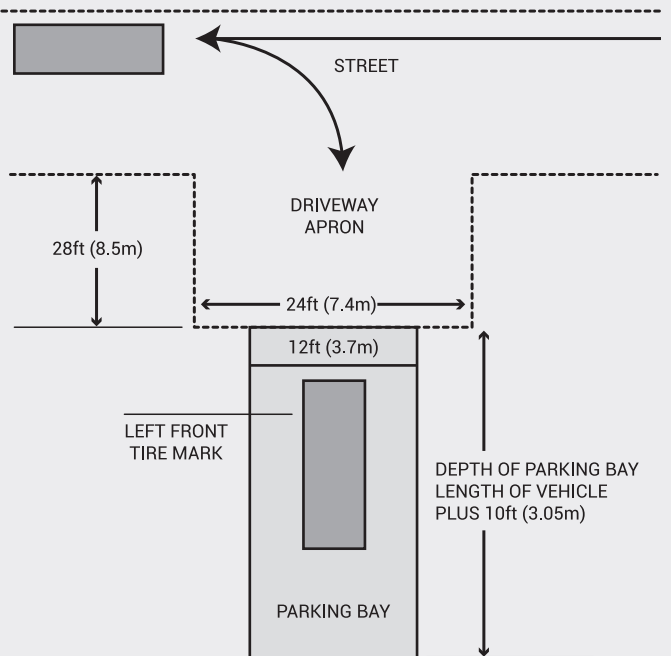
DIMINISHING CLEARANCE EXERCISE (#5)



CONFINED SPACE TURNAROUND (#6)



PARKING PROCEDURE





Preventive Maintenance – Operational Status of a Fire Department Pumping Apparatus

Reference source: NFPA 1002, *Standard for Fire Apparatus Driver/Operator Professional Qualifications*, 4.2.1, 4.2.2, 5.1.2, 2017 Edition

AFC & PSC

Fire Apparatus Operator - Pumper

Skill Sheet- FAO: P - 01

The candidate, given a **Fire Department Pumping Apparatus**, its manufacturer's specifications, maintenance and inspection forms, and policies and procedures of the jurisdiction, shall perform and document visual and operational checks on the systems and components specified in the performance steps, so that the operational status of the vehicle is verified and deficiencies are reported.

Use Maintenance and Inspection Form FAO: P 01-A

Expected time to complete skill(s) is 25 minutes

Performance Steps	Test		Retest	
	P	F	P	F
Safely performs the following steps:				
1. Identifies correct hand tools for use during inspection; uses appropriately				
2. Inspects tires, sufficient tread and inflated to manufacturer's specifications - CRITICAL POINT				
3. Inspects batteries as clean, corrosion free, and secured				
4. Inspects engine oil, fluid level within manufacturer's specifications - CRITICAL POINT				
5. Inspects fuel level, fuel above ¾ tank				
6. Inspects coolant fluid level; fluid level is within manufacturer's specifications - CRITICAL POINT				
7. Inspects belts for tightness and excessive wear (engine not running) - CRITICAL POINT				
8. Inspects electrical system, all running and emergency lights are operational, electronic audible devices are operational - CRITICAL POINT				
9. Inspects braking system for air/fluid leaks – CRITICAL POINT				
10. Inspects steering system linkage for wear, fluid level within manufacturer's specifications				
11. Inspects fluid level in transmission, fluid level within manufacturer's specifications - CRITICAL POINT				

Continued on Page 2

Evaluator Notes



Preventive Maintenance – Operational Status of a Fire Department Pumping Apparatus

Reference source: NFPA 1002, *Standard for Fire Apparatus Driver/Operator Professional Qualifications*, 4.2.1, 4.2.2, 5.1.2, 2017 Edition

AFC & PSC

Fire Apparatus Operator - Pumper

Skill Sheet- FAO: P - 01

The candidate, given a **Fire Department Pumping Apparatus**, its manufacturer's specifications, maintenance and inspection forms, and policies and procedures of the jurisdiction, shall perform and document visual and operational checks on the systems and components specified in the performance steps, so that the operational status of the vehicle is verified and deficiencies are reported.

Use Maintenance and Inspection Form FAO: P 01-A

Expected time to complete skill(s) is 25 minutes

Criteria/Performance Steps Continued:		Test		Retest	
Safely performs the following steps:		P	F	P	F
12. Inspects pumping systems					
13. Inspects water tank and other extinguishing agent levels - CRITICAL POINT					
14. Inspects foam systems (if applicable)					
15. Documents tests, inspections and servicing functions; reports deficiencies on the departmental maintenance and inspection forms					
16. Recognizes any system problems and corrects any deficiencies found					
17. Ensure all built-in safety features are functioning properly					
Candidate must successfully perform 12/17 including ALL CRITICAL POINTS		Score: __/17		Score: __/17	
Evaluator Notes					
Evaluator Print Name & Signature:		Date	Overall Skill Sheet Score		
			Pass___	Fail___	
By my signature above, I verify that I am currently certified to the level I am testing (AL/PB/IFSAC)					
Re-Test Evaluator Print Name & Signature:		Overall Skill Sheet Re-Test Score			
		Pass___		Fail___	
By my signature above, I verify that I am currently certified to the level I am testing (AL/PB/IFSAC)					
Candidate Print Name & Signature:		Candidate: Print Name or Candidate #			
Note to Evaluator(s): By your signature above, you verify that you are qualified to serve as an Alabama Fire College Evaluator, have followed AFC Testing Policies and have witnessed that the above candidate has tested the above skills in their entirety.					
Note to Student: Skill will end when you state or indicate to the evaluator that you have completed all the identified steps. Notify the evaluator at ANY time that you have a safety concern					



Preventive Maintenance/Documentation Maintenance & Inspection Form

AFC & PSC

Reference source: NFPA 1002, *Standard for Fire Apparatus Driver/Operator Professional Qualifications*, 4.2.1, 4.2.2, 5.1.1, 2017 Edition

Fire Apparatus Operator – Pumper

FAO: P - 01-A

The candidate shall use safety equipment and hand tools to test, inspect or service the items on the checklist to recognize any system problems and correct any deficiency according to agency policies and procedures. Place a mark in the "Item Checked" column after each item is checked. Use the "Notes" column to note any deficiencies.

Date and sign the form in the indicated area

This form is to be used in conjunction with Skill Sheet 01

Apparatus		Date	Mileage
Item		Item Checked	Notes
Visually inspect the exterior of the apparatus for obvious problems or damages.			
Tires			
Tire pressure is within manufacturer's recommended specifications			
Proper tread depth			
Batteries			
Checked water level, if applicable			
Checked tightness of terminals with appropriate hand tool			
Inspected terminals for corrosion			
Evaluated general condition (damage, tie-downs)			
Oil			
Check for leaks			
Ensure engine oil level is within manufacturer's recommended specifications			
Ensure engine oil pressure with engine on is within manufacturer's recommended specifications			
Fuel			
Check fuel gauge level			
Coolant system			
Check for leaks in the cooling system			
Check condition of hoses and/or lines			
Ensure coolant level is within manufacturer's recommended specifications			
Belts			
Inspects all belts for proper tension, excessive wear, breaks or cracking			
Identifies that there are not missing belts			
Electrical system			
Ensure charging system is operational			
Confirm gauges are functioning			
Check ignition system by starting engine			



Preventive Maintenance/Documentation Maintenance & Inspection Form

AFC & PSC

Reference source: NFPA 1002, *Standard for Fire Apparatus Driver/Operator Professional Qualifications*, 4.2.1, 4.2.2, 5.1.1, 2017 Edition

Fire Apparatus Operator – Pumper

FAO: P - 01-A

The candidate shall use safety equipment and hand tools to test, inspect or service the items on the checklist to recognize any system problems and correct any deficiency according to agency policies and procedures. Place a mark in the "Item Checked" column after each item is checked. Use the "Notes" column to note any deficiencies.

Date and sign the form in the indicated area

This form is to be used in conjunction with Skill Sheet 01

Ensure all vehicle lights are operational		
Ensure all visual & audible emergency warning devices are operational		
Evaluate general condition of accessible wires and connections		
Braking system		
Check for leaks		
Ensure manual or automatic purging of excess condensation		
Ensure that the brakes will stop the vehicle, by driving and depressing brake pedal		
Steering		
Checks power steering fluid reservoir level		
Checks steering device (mechanical components of steering assembly)		
Steering wheel play is less than 10 degrees		
Transmission		
Ensure transmission fluid level is within manufacturer's recommended specifications		
Hydraulic System		
Checks all hydraulic system's fluid levels		
Checks for leaks		
Tools, appliances and equipment		
Supply hose		
Pre-connected hose		
Ladders		
Hand tools		
Power tools		
Built-in Safety Features		
Ensure any safety features are functioning properly		

Notes:

Date:	Candidate Print Name & ID	Candidate Signature:



Driving Operations - Fire Department Pumping Apparatus

Reference source: NFPA 1002, *Standard for Fire Apparatus Driver/Operator Professional Qualifications*, 4.3.1, 4.3.6, 4.3.7, 2017 Edition

AFC & PSC

Fire Apparatus Operator - Pumper

Skill Sheet - FAO: P - 02

The candidate, given a **Fire Department Pumping Apparatus** and a predetermined route on a public way or simulated route that incorporates the maneuvers and features as specified in the performance steps listed that the driver/operator is expected to encounter during normal and emergency operations, shall operate a fire department pumping apparatus so that the vehicle is operated in compliance with all applicable state and local laws and departmental rules and regulations.

Expected time to complete skill(s) is 25 minutes

Performance Steps	Test		Retest	
	P	F	P	F
Safely performs the following steps:				
1. Check and adjust driver's seat as needed				
2. Check and adjust vehicle mirrors as needed				
3. Fasten passenger restraint before putting vehicle in motion – CRITICAL POINT				
4. Maneuvers four left turns properly				
5. Maneuvers four right turns properly				
6. Maneuvers urban business street or urban two-lane road properly, 1 mile in length				
7. Maneuvers through three intersections, two that require a complete stop				
8. Maneuvers at least one curve properly (left or right)				
9. Maneuvers railroad crossings properly				
10. Maneuvers entrance and exit to limited access highway properly				
11. Maneuvers two lane changes on limited access highway properly				
12. Maneuvers downgrades steep enough to require downshift/braking properly				
13. Maneuvers upgrades steep enough to require gear changing to maintain speed				
14. Maneuvers through low clearance/bridge properly				
15. Maneuvers on an environmentally affected road surface				
16. Operates vehicle safely and in accordance with applicable laws by maintaining safe following distances, maintaining control of vehicle, and travelling at safe speeds given road/weather/traffic conditions - CRITICAL POINT				
17. Maintains awareness of vehicle gauges and instruments				
18. Deploys, energizes and monitors the system and equipment (equipment and systems include, but are not limited to, electric generation equipment, floodlighting systems, air compressors, air cascade systems, hydraulic rescue tool systems, power reels for air or hydraulic hose)				
19. Recognizes and corrects system problems				
Candidate must successfully perform 14/19 including ALL CRITICAL POINTS	Score: ___/19		Score: ___/19	
Continued on Page 2				



Driving Operations - Fire Department Pumping Apparatus

Reference source: NFPA 1002, *Standard for Fire Apparatus Driver/Operator Professional Qualifications*, 4.3.1, 4.3.6, 4.3.7, 2017 Edition

AFC & PSC

Fire Apparatus Operator - Pumper

Skill Sheet - FAO: P - 02

The candidate, given a **Fire Department Pumping Apparatus** and a predetermined route on a public way or simulated route that incorporates the maneuvers and features as specified in the performance steps listed that the driver/operator is expected to encounter during normal and emergency operations, shall operate a fire department pumping apparatus so that the vehicle is operated in compliance with all applicable state and local laws and departmental rules and regulations.

Expected time to complete skill(s) is 25 minutes

<p style="text-align: center;">Evaluator Notes</p>				
Evaluator Print Name & Signature:		Date	Overall Skill Sheet Score	
			Pass___	Fail___
By my signature above, I verify that I am currently certified to the level I am testing (AL/PB/IFSAC)				
Re-Test Evaluator Print Name & Signature:		Overall Skill Sheet Re-Test Score		
		Pass___ Fail___		
By my signature above, I verify that I am currently certified to the level I am testing (AL/PB/IFSAC)				
Candidate Print Name & Signature:		Candidate: Print Name or Candidate #		
<p>Note to Evaluator(s): By your signature above, you verify that you are qualified to serve as an Alabama Fire College Evaluator, have followed AFC Skills Testing Policies and have witnessed that the above candidate has tested the above skills in their entirety.</p>				
<p>Note to Student: Skill will end when you state or indicate to the evaluator that you have completed all the identified steps. Notify the evaluator at ANY time that you have a safety concern.</p>				



Serpentine Exercise - Fire Department Pumping Apparatus

Reference source: NFPA 1002, *Standard for Fire Apparatus Driver/Operator Professional Qualifications*, 4.3.3, 2017 Edition

AFC & PSC

Fire Apparatus Operator - Pumper

Skill Sheet - FAO: P - 03

The candidate, given a **Fire Department Pumping Apparatus**, a spotter where the spotter assists the driver in performing the maneuver, and a roadway with obstructions shall maneuver a vehicle around obstructions on a roadway while moving forward and in reverse, so that the vehicle is maneuvered through the obstructions without stopping to change the direction of travel and without striking the obstructions.

Expected time to complete skill(s) is 25 minutes

Performance Steps	Test		Retest	
	P	F	P	F
Safely performs the following steps:				
1. Check and adjust driver's seat as needed				
2. Check and adjust vehicle mirrors as needed				
3. Fasten passenger restraint before putting vehicle in motion - CRITICAL POINT				
4. Drives the apparatus in a straight line along the left side of the course to begin				
5. Backs the apparatus between the markers – passing to the left of marker 1, right of marker 2, left of marker 3				
6. Does not stop the vehicle while backing				
7. Utilizes mirrors and spotter for backing				
8. Does not strike marker while backing				
9. Drives the apparatus forward between the markers – passing to the right of marker 3, left of marker 2, right of marker 1				
10. Does not stop the vehicle while driving forward				
11. Does not strike marker while driving forward				
Candidate must successfully perform 8/11 including ALL CRITICAL POINTS	Score: __/11		Score: __/11	

Evaluator Notes

Evaluator Print Name & Signature:	Date	Overall Skill Sheet Score	
		Pass ____	Fail ____
By my signature above, I verify that I am currently certified to the level I am testing (AL/PB/IFSAC)			
Re-Test Evaluator Print Name & Signature:		Overall Skill Sheet Re-Test Score	
		Pass ____	Fail ____
By my signature above, I verify that I am currently certified to the level I am testing (AL/PB/IFSAC)			
Candidate Print Name & Signature:		Candidate: Print Name or Candidate #	

Note to Evaluator(s): By your signature above, you verify that you are qualified to serve as an Alabama Fire College Evaluator, have followed AFC Testing Policies and have witnessed that the above candidate has tested the above skills in their entirety.

Note to Student: Skill will end when you state or indicate to the evaluator that you have completed all the identified steps. Notify the evaluator at **ANY** time that you have a safety concern



Alley Dock Exercise - Fire Department Pumping Apparatus

Reference source: NFPA 1002, *Standard for Fire Apparatus Driver/Operator Professional Qualifications*, 4.3.2, 2017 Edition

AFC & PSC

Fire Apparatus Operator - Pumper

Skill Sheet - FAO: P - 04

The candidate, given a **Fire Department Pumping Apparatus**, a spotter where the spotter assists the driver in performing the maneuver; and restricted spaces 12 ft. (3.7 m) in width, requiring 90-degree right-hand and left-hand turns from the roadway shall back a vehicle from the roadway into a restricted space on both the right and the left sides of the vehicle, so that the vehicle is parked within the restricted area without having to stop and pull forward and without striking obstructions.

Expected time to complete skill(s) is 25 minutes

Performance Steps	Test		Retest	
	P	F	P	F
Safely performs the following steps:				
1. Check and adjust driver's seat as needed				
2. Check and adjust vehicle mirrors as needed				
3. Fasten passenger restraint before putting vehicle in motion – CRITICAL POINT				
Left Alley Dock				
4. Passes the barricades with the dock on the left				
5. Backs the apparatus using a left turn into the stall				
6. Stops apparatus without striking the dock				
7. Does not strike any course markers				
8. Utilizes mirrors for backing				
9. Utilizes spotter for backing – CRITICAL POINT				
10. Appropriately judges vehicle distance				
Right Alley Dock				
11. Passes the barricades with the dock on the right				
12. Backs the apparatus using a right turn into the stall				
13. Stops apparatus without striking the dock				
14. Does not strike any course markers				
15. Utilizes mirrors for backing				
16. Utilizes spotter for backing – CRITICAL POINT				
17. Appropriately judges vehicle distance				
Candidate must successfully perform 12/17 including ALL CRITICAL POINTS	Score: __/17		Score: __/17	

Evaluator Notes

Evaluator Print Name & Signature:	Date	Overall Skill Sheet Score	
		Pass___	Fail___
By my signature above, I verify that I am currently certified to the level I am testing (AL/PB/IFSAC)			
Re-Test Evaluator Print Name & Signature:	Overall Skill Sheet Re-Test Score		
	Pass___	Fail___	
By my signature above, I verify that I am currently certified to the level I am testing (AL/PB/IFSAC)			
Candidate Print Name & Signature:	Candidate: Print Name or Candidate #		

Note to Evaluator(s): By your signature above, you verify that you are qualified to serve as an Alabama Fire College Evaluator, have followed AFC Testing Policies and have witnessed that the above candidate has tested the above skills in their entirety.

Note to Student: Skill will end when you state or indicate to the evaluator that you have completed all the identified steps. Notify the evaluator at **ANY** time that you have a safety concern



Diminishing Clearance Exercise - Fire Department Pumping Apparatus

Reference source: NFPA 1002, *Standard for Fire Apparatus Driver/Operator Professional Qualifications*, 4.3.5, 2017 Edition

AFC & PSC

Fire Apparatus Operator - Pumper

Skill Sheet – FAO: P - 05

The candidate, given a **Fire Department Pumping Apparatus** and a course that requires the candidate to move through areas of restricted horizontal and vertical clearances shall maneuver a fire apparatus in areas with restricted horizontal and vertical clearances, so that the candidate judges the ability of the vehicle to pass through the openings and so that no obstructions are struck.

Expected time to complete skill(s) is 25 minutes

Performance Steps	Test		Retest	
	P	F	P	F
Safely performs the following steps:				
1. Check and adjust driver's seat as needed				
2. Check and adjust vehicle mirrors as needed				
3. Fasten passenger restraint before putting vehicle in motion – CRITICAL POINT				
Horizontal Clearance				
4. Drives the apparatus through the diminishing lane in both forward and reverse				
5. Does not touch course marker				
6. Stops without any portion of the vehicle protruding beyond the finish line – CRITICAL POINT				
7. Utilizes mirrors while moving				
8. Appropriately judges vehicle distance				
9. Uses a spotter				
Vertical Clearance				
10. Drives the apparatus through the vertical crossbar in both forward and reverse				
11. Does not strike the prop – CRITICAL POINT				
12. Utilizes mirrors while moving				
13. Appropriately judges vehicle distance				
14. Uses a spotter				
Candidate must successfully perform 10/14 including ALL CRITICAL POINTS		Score: __/14	Score: __/14	

Evaluator Notes

Evaluator Print Name & Signature:		Date	Overall Skill Sheet Score	
			Pass ____	Fail ____
By my signature above, I verify that I am currently certified to the level I am testing (AL/PB/IF SAC)				
Re-Test Evaluator Print Name & Signature:			Overall Skill Sheet Re-Test Score	
			Pass ____	Fail ____
By my signature above, I verify that I am currently certified to the level I am testing (AL/PB/IF SAC)				
Candidate Print Name & Signature:			Candidate: Print Name or Candidate #	

Note to Evaluator(s): By your signature above, you verify that you are qualified to serve as an Alabama Fire College Evaluator, have followed AFC Skills Testing Policies and have witnessed that the above candidate has tested the above skills in their entirety.

Note to Student: Skill will end when you state or indicate to the evaluator that you have completed all the identified steps. Notify the evaluator at **ANY** time that you have a safety concern



Confined Space Turn-Around Exercise - Fire Department Pumping Apparatus

Reference source: NFPA 1002, *Standard for Fire Apparatus Driver/Operator Professional Qualifications*, 4.3.4, 2017 Edition

AFC & PSC

Fire Apparatus Operator - Pumper

Skill Sheet - FAO: P - 06

The candidate, given a **Fire Department Pumping Apparatus**, a spotter for backing up and an area in which the vehicle cannot perform a U-turn without stopping and backing up, the candidate shall turn the vehicle 180 degrees within a confined space, so that the vehicle is turned 180 degrees without striking obstructions within the given space.

Expected time to complete skill(s) is 25 minutes

Performance Steps	Test		Retest	
Safely performs the following steps:	P	F	P	F
1. Check and adjust driver's seat as needed				
2. Check and adjust vehicle mirrors as needed				
3. Fasten passenger restraint before putting vehicle in motion – CRITICAL POINT				
4. Maintains normal driving position				
5. Maneuvers the apparatus into the area through an opening				
6. Turns the vehicle 180 degrees				
7. Maneuvers the apparatus back through the opening				
8. No portion of the apparatus extends over the boundary lines of the space at any time				
9. Utilizes mirrors while backing				
10. Utilizes a spotter while backing – CRITICAL POINT				
11. Appropriately judges vehicle clearance				
Candidate must successfully perform 8/11 including ALL CRITICAL POINTS	Score: ___/11		Score: ___/11	

Evaluator Notes

Evaluator Print Name & Signature:	Date	Overall Skill Sheet Score	
		Pass___	Fail___
By my signature above, I verify that I am currently certified to the level I am testing (AL/PB/IFSAC)			
Re-Test Evaluator Print Name & Signature:		Overall Skill Sheet Re-Test Score	
		Pass___	Fail___
By my signature above, I verify that I am currently certified to the level I am testing (AL/PB/IFSAC)			
Candidate Print Name & Signature:	Candidate: Print Name or Candidate #		

Note to Evaluator(s): By your signature above, you verify that you are qualified to serve as an Alabama Fire College Evaluator, have followed AFC Skills Testing Policies and have witnessed that the above candidate has tested the above skills in their entirety.

Note to Student: Skill will end when you state or indicate to the evaluator that you have completed all the identified steps. Notify the evaluator at **ANY** time that you have a safety concern



Produce Effective Hand & Master Streams from Internal & Pressurized Source

Reference source: NFPA 1002, *Standard for Fire Apparatus Driver/Operator Professional Qualifications*, 5.2.1, 5.2.2, 5.2.3, 5.2.4, 2017 Edition

AFC & PSC

Fire Apparatus Operator: Pumper

Skill Sheet – FAO: P- 07

The candidate, given a **Fire Department Pumping Apparatus**, an internal tank, a pressurized hydrant, master stream device, hand nozzle, 2 ½" discharge hose and 1 ¾" discharge hose, shall produce effective hand or master streams.

Expected time to complete skill(s) is 15 minutes

Performance Steps	Test		Retest	
	P	F	P	F
Safely performs the following steps:				
1. Maintain at least three points of contact while mounting/dismounting apparatus				
2. Fastens passenger restraint before putting vehicle in motion – CRITICAL POINT				
3. Positions fire department pumper to operate at a pressurized fire hydrant				
4. Engages parking brake - CRITICAL POINT				
5. Engages pump				
6. Dismounts safely, avoiding traffic and other hazards- CRITICAL POINT				
7. Properly deploys wheel chocks - CRITICAL POINT				
8. Utilizes safety equipment (PPE, reflective vests) – CRITICAL POINT				
9. Deploys traffic control devices				
10. Establishes protected work areas using scene control devices				
11. Pumps from internal source and transitions to external source				
12. Produces effective water stream from pressurized hydrant to master stream device				
13. Produces effective water stream from pressurized hydrant to handheld nozzle				
14. Operates auxiliary cooling system				
15. Calculates friction loss and gallons per minute for each scenario given				
16. Assembles hose lines, nozzles, valves and appliances as necessary				
17. Operates pressure control system				
18. Performs assigned tasks only within protected work areas.				
Candidate must successfully perform 13/18 including ALL CRITICAL POINTS	Score: __/18		Score: __/18	

Evaluator Notes

Evaluator Print Name & Signature:	Date	Overall Skill Sheet Score	
		Pass ____	Fail ____
By my signature above, I verify that I am currently certified to the level I am testing (AL/PB/IFSAC)			
Re-Test Evaluator Print Name & Signature:		Overall Skill Sheet Re-Test Score	
		Pass ____	Fail ____
By my signature above, I verify that I am currently certified to the level I am testing (AL/PB/IFSAC)			
Candidate Print Name & Signature:		Candidate: Print Name or Candidate #	

Note to Evaluator(s): By your signature above, you verify that you are qualified to serve as an Alabama Fire College Evaluator, have followed AFC Testing Policies and have witnessed that the above candidate has tested the above skills in their entirety.

Note to Student: Skill will end when you state or indicate to the evaluator that you have completed all the identified steps. Notify the evaluator at **ANY** time that you have a safety concern.



Produce Effective Hand & Master Streams from Static Source

Reference source: NFPA 1002, *Standard for Fire Apparatus Driver/Operator Professional Qualifications*, 5.2.1, 5.2.2, 5.2.3, 5.2.4, 2017 Edition

AFC & PSC

Fire Apparatus Operator: Pumper

Skill Sheet – FAO: P- 08

The candidate, given a **Fire Department Pumping Apparatus**, static water source, master stream device, hand nozzle, 2 ½" discharge hose and 1 ¾" discharge hose shall produce effective hand or master streams.

Expected time to complete skill(s) is 15 minutes

Performance Steps	Test		Retest	
	P	F	P	F
Safely performs the following steps:				
1. Maintain at least three points of contact while mounting/dismounting apparatus				
2. Fastens passenger restraint before putting vehicle in motion – CRITICAL POINT				
3. Positions fire department pumper to operate at a static water source				
4. Engages parking brake -- CRITICAL POINT				
5. Engages pump				
6. Dismounts safely, avoiding traffic and other hazards - CRITICAL POINT				
7. Properly deploys wheel chocks -- CRITICAL POINT				
8. Utilizes safety equipment (PPE, reflective vests) – CRITICAL POINT				
9. Deploys traffic control devices				
10. Establishes protected work areas using scene control devices				
11. Assembles hard suction hose as necessary				
12. Operates primer and primes centrifugal fire pump -- CRITICAL POINT				
13. Produces effective water stream from static water source to master stream device				
14. Produces effective water stream from static water source to handheld nozzle				
15. Operates auxiliary cooling system				
16. Calculates friction loss and gallons per minute for each scenario given				
17. Assembles hose lines, nozzles, valves and appliances as necessary				
18. Operates the volume/pressure transfer valve (multi-stage pumps only)				
19. Operates pressure control system				
Candidate must successfully perform 14/19 including ALL CRITICAL POINTS	Score: __/19		Score: __/19	

Evaluator Notes

Evaluator Print Name & Signature:	Date	Overall Skill Sheet Score	
		Pass___	Fail___
By my signature above, I verify that I am currently certified to the level I am testing (AL/PB/IFSAC)			
Re-Test Evaluator Print Name & Signature:	Overall Skill Sheet Re-Test Score		
	Pass___	Fail___	
By my signature above, I verify that I am currently certified to the level I am testing (AL/PB/IFSAC)			
Candidate Print Name & Signature:	Candidate: Print Name or Candidate #		

Note to Evaluator(s): By your signature above, you verify that you are qualified to serve as an Alabama Fire College Evaluator, have followed AFC Testing Policies and have witnessed that the above candidate has tested the above skills in their entirety.

Note to Student: Skill will end when you state or indicate to the evaluator that you have completed all the identified steps. Notify the evaluator at **ANY** time that you have a safety concern.



Operate a Relay Evolution from Internal Source & Pressurized Source

Reference source: NFPA 1002, *Standard for Fire Apparatus Driver/Operator Professional Qualifications*, 5.2.1, 5.2.2, 5.2.5, 2017 Edition

AFC & PSC

Fire Apparatus Operator: Pumper

Skill Sheet – FAO: P- 09

The candidate, given two or more **Fire Department Pumping Apparatus**, an internal tank, a pressurized hydrant, master stream device and a minimum of 100' of medium to large diameter discharge hose, shall operate a relay pumping evolution so that the correct flow and pressure are provided to the next pumper in the relay.

Expected time to complete skill(s) is 15 minutes

Performance Steps	Test		Retest	
	P	F	P	F
Safely performs the following steps:				
1. Maintain at least three points of contact while mounting/dismounting apparatus				
2. Fastens passenger restraint before putting vehicle in motion – CRITICAL POINT				
3. Positions fire department pumper to operate at a pressurized fire hydrant				
4. Engages parking brake - CRITICAL POINT				
5. Engages pump				
6. Dismounts safely, avoiding traffic and other hazards - CRITICAL POINT				
7. Properly deploys wheel chocks - CRITICAL POINT				
8. Utilizes safety equipment (PPE, reflective vests) – CRITICAL POINT				
9. Deploys traffic control devices				
10. Establishes protected work areas using scene control devices				
11. Pumps from internal source and transitions to external source				
12. Operates auxiliary cooling system				
13. Calculates friction loss and gallons per minute for each scenario given				
14. Assembles hose lines, nozzles, valves & appliances as necessary				
15. Provides correct flow & pressure to the next pumper in the relay- CRITICAL POINT				
16. Operates pressure control system				
Candidate must successfully perform 12/16 including ALL CRITICAL POINTS	Score: __/16		Score: __/16	
Evaluator Notes				
Evaluator Print Name & Signature:		Date		Overall Skill Sheet Score
				Pass___ Fail___
By my signature above, I verify that I am currently certified to the level I am testing (AL/PB/IFSAC)				
Re-Test Evaluator Print Name & Signature:		Date		Overall Skill Sheet Re-Test Score
				Pass___ Fail___
By my signature above, I verify that I am currently certified to the level I am testing (AL/PB/IFSAC)				
Candidate Print Name & Signature:			Candidate: Print Name or Candidate #	
Note to Evaluator(s): By your signature above, you verify that you are qualified to serve as an Alabama Fire College Evaluator, have followed AFC Testing Policies and have witnessed that the above candidate has tested the above skills in their entirety.				
Note to Student: Skill will end when you state or indicate to the evaluator that you have completed all the identified steps. Notify the evaluator at ANY time that you have a safety concern.				



Operate a Relay Evolution from a Static Source

Reference source: NFPA 1002, *Standard for Fire Apparatus Driver/Operator Professional Qualifications*, 5.2.1, 5.2.2, 5.2.5, 2017 Edition

AFC & PSC

Fire Apparatus Operator: Pumper

Skill Sheet – FAO: P- 10

The candidate, given two or more **Fire Department Pumping Apparatus**, a static water source, master stream device, hand nozzle and a minimum of 100' of medium to large diameter discharge hose, shall operate a relay pumping evolution so that the correct flow and pressure is provided to the next pumper in the relay.

Expected time to complete skill(s) is 15 minutes

Performance Steps	Test		Retest	
Safely performs the following steps:	P	F	P	F
1. Maintain at least three points of contact while mounting/dismounting apparatus				
2. Fastens passenger restraint before putting vehicle in motion – CRITICAL POINT				
3. Positions fire department pumper to operate at a static water source				
4. Engages parking brake - CRITICAL POINT				
5. Engages pump				
6. Dismounts safely, avoiding traffic and other hazards- CRITICAL POINT				
7. Properly deploy wheel chocks - CRITICAL POINT				
8. Utilizes safety equipment (PPE, reflective vests) – CRITICAL POINT				
9. Deploys traffic control devices				
10. Establishes protected work areas using scene control devices				
11. Assembles hard suction hose as necessary				
12. Operates primer and primes centrifugal fire pump - CRITICAL POINT				
13. Operates auxiliary cooling system				
14. Calculates friction loss and gallons per minute for each scenario given				
15. Assembles hose lines, nozzles, valves and appliances as necessary				
16. Operates pressure control system				
17. Provides correct flow & pressure to the next pumper in the relay-CRITICAL POINT				
18. Operates the volume/pressure transfer valve (multistage pumps only)				
Candidate must successfully perform 13/18 including ALL CRITICAL POINTS	Score: __/18		Score: __/18	

Evaluator Notes

Evaluator Print Name & Signature:	Date	Overall Skill Sheet Score	
		Pass___	Fail___
By my signature above, I verify that I am currently certified to the level I am testing (AL/PB/IFSAC)			
Re-Test Evaluator Print Name & Signature:	Overall Skill Sheet Re-Test Score		
		Pass___	Fail___
By my signature above, I verify that I am currently certified to the level I am testing (AL/PB/IFSAC)			
Candidate Print Name & Signature:	Candidate: Print Name or Candidate #		

Note to Evaluator(s): By your signature above, you verify that you are qualified to serve as an Alabama Fire College Evaluator, have followed AFC Testing Policies and have witnessed that the above candidate has tested the above skills in their entirety.

Note to Student: Skill will end when you state or indicate to the evaluator that you have completed all the identified steps. Notify the evaluator at **ANY** time that you have a safety concern.



Supply Water to Fire Sprinkler & Standpipe Systems from Pressurized Source

Reference source: NFPA 1002, *Standard for Fire Apparatus Driver/Operator Professional Qualifications*, 5.2.1, 5.2.2, 5.2.7, 2017 Edition

AFC & PSC

Fire Apparatus Operator: Pumper

Skill Sheet – FAO: P- 11

The candidate, given a **Fire Department Pumping Apparatus**, specific system information and a pressurized source, shall provide water to sprinkler and standpipe systems at the correct volume and pressure.

Expected time to complete skill(s) is 15 minutes

Performance Steps	Test		Retest	
	P	F	P	F
Safely performs the following steps:				
1. Maintain at least three points of contact while mounting/dismounting apparatus				
2. Fastens passenger restraint before putting vehicle in motion – CRITICAL POINT				
3. Positions fire department pumper to operate at a pressurized fire hydrant				
4. Engages parking brake - CRITICAL POINT				
5. Engages pump				
6. Dismounts safely, avoiding traffic and other hazards- CRITICAL POINT				
7. Properly deploys wheel chocks - CRITICAL POINT				
8. Utilizes safety equipment (PPE, reflective vests) – CRITICAL POINT				
9. Deploys traffic control devices				
10. Establishes protected work areas using scene control devices				
11. Makes connection to the FDC (Fire Department Connection)				
12. Assembles hose lines, nozzles, valves and appliances as necessary				
13. Calculates friction loss and gallons per minute for each scenario given				
14. Supplies water to the system at the correct volume & pressure - CRITICAL POINT				
15. Operates pressure control system				
16. Makes transition from internal to external supply source				
17. Operates auxiliary cooling system				
Candidate must successfully perform 12/17 including ALL CRITICAL POINTS	Score: __/17		Score: __/17	

Evaluator Notes

Evaluator Print Name & Signature:	Date	Overall Skill Sheet Score	
		Pass ____	Fail ____
By my signature above, I verify that I am currently certified to the level I am testing (AL/PB/IFSAC)			
Re-Test Evaluator Print Name & Signature:		Overall Skill Sheet Re-Test Score	
		Pass ____	Fail ____
By my signature above, I verify that I am currently certified to the level I am testing (AL/PB/IFSAC)			
Candidate Print Name & Signature:	Candidate: Print Name or Candidate #		

Note to Evaluator(s): By your signature above, you verify that you are qualified to serve as an Alabama Fire College Evaluator, have followed AFC Testing Policies and have witnessed that the above candidate has tested the above skills in their entirety.

Note to Student: Skill will end when you state or indicate to the evaluator that you have completed all the identified steps. Notify the evaluator at **ANY** time that you have a safety concern.



Supply Water to Fire Sprinkler & Standpipe Systems from Static Source

Reference source: NFPA 1002, *Standard for Fire Apparatus Driver/Operator Professional Qualifications*, 5.2.1, 5.2.2, 5.2.7, 2017 Edition

AFC & PSC

Fire Apparatus Operator: Pumper

Skill Sheet – FAO: P- 12

The candidate, given a **Fire Department Pumping Apparatus**, specific system information and a static water source, shall provide water to sprinkler and standpipe systems at the correct volume and pressure.

Expected time to complete skill(s) is 15 minutes

Performance Steps	Test		Retest	
	P	F	P	F
Safely performs the following steps:				
1. Maintain at least three points of contact while mounting/dismounting apparatus				
2. Fastens passenger restraint before putting vehicle in motion – CRITICAL POINT				
3. Positions fire department pumper to operate at a static water source				
4. Engages parking brake - CRITICAL POINT				
5. Engages pump				
6. Dismounts safely, avoiding traffic and other hazards- CRITICAL POINT				
7. Properly deploys wheel chocks - CRITICAL POINT				
8. Utilizes safety equipment (PPE, reflective vests) – CRITICAL POINT				
9. Deploys traffic control devices				
10. Establishes protected work areas using scene control devices				
11. Assembles hard suction hose as necessary				
12. Operates primer and primes centrifugal fire pump - CRITICAL POINT				
13. Makes connection to the FDC				
14. Assembles hose lines, nozzles, valves and appliances as necessary				
15. Calculates friction loss and gallons per minute for each scenario given				
16. Supplies water to the system at the correct volume & pressure – CRITICAL POINT				
17. Operates auxiliary cooling system controls				
18. Operates pressure control system				
19. Operates the volume/pressure transfer valve (multistage pumps only)				
Candidate must successfully perform 14/19 including ALL CRITICAL POINTS	Score: __/19		Score: __/19	

Evaluator Notes

Evaluator Print Name & Signature:	Date	Overall Skill Sheet Score
		Pass ____ Fail ____
By my signature above, I verify that I am currently certified to the level I am testing (AL/PB/IFSAC)		
Re-Test Evaluator Print Name & Signature:		Overall Skill Sheet Re-Test Score
		Pass ____ Fail ____
By my signature above, I verify that I am currently certified to the level I am testing (AL/PB/IFSAC)		
Candidate Print Name & Signature:		Candidate: Print Name or Candidate #

Note to Evaluator(s): By your signature above, you verify that you are qualified to serve as an Alabama Fire College Evaluator, have followed AFC Testing Policies and have witnessed that the above candidate has tested the above skills in their entirety.

Note to Student: Skill will end when you state or indicate to the evaluator that you have completed all the identified steps. Notify the evaluator at **ANY** time that you have a safety concern.



AFC & PSC

Fire Apparatus Operator: Pumper

Pump a Foam Fire Stream

Reference source: NFPA 1002, *Standard for Fire Apparatus Driver/Operator Professional Qualifications*, 5.2.1, 5.2.2, 5.2.6, 2017 Edition

Skill Sheet – FAO: P- 13

The candidate, given a **Fire Department Pumping Apparatus**, an internal tank, a pressurized hydrant, foam-producing equipment, and 100 feet of 1 3/4" fire hose shall produce a foam fire stream.

Expected time to complete skill(s) is 15 minutes

Performance Steps	Test		Retest	
	P	F	P	F
Safely performs the following steps:				
1. Maintain at least three points of contact while mounting/dismounting apparatus				
2. Fastens passenger restraint before putting vehicle in motion – CRITICAL POINT				
3. Positions fire department pumper to operate at a pressurized fire hydrant or static water source				
4. Engages parking brake - CRITICAL POINT				
5. Engages pump				
6. Dismounts safely, avoiding traffic and other hazards- CRITICAL POINT				
7. Properly deploys wheel chocks - CRITICAL POINT				
8. Utilizes safety equipment (PPE, reflective vests) – CRITICAL POINT				
9. Deploys traffic control devices				
10. Establishes protected work areas using scene control devices				
11. Assembles foam producing equipment and hose				
12. Ensures nozzle and eductor are compatible				
13. Sets concentration on eductor - CRITICAL POINT				
14. Provides correct pressure to produce a properly proportioned foam fire stream - CRITICAL POINT				
Candidate must successfully perform 10/14 including ALL CRITICAL POINTS	Score: __/14		Score: __/14	

Evaluator Notes

Evaluator Print Name & Signature:	Date	Overall Skill Sheet Score	
		Pass____	Fail____

By my signature above, I verify that I am currently certified to the level I am testing (AL/PB/IFSAC)

Re-Test Evaluator Print Name & Signature:	Overall Skill Sheet Re-Test Score
	Pass____ Fail____

By my signature above, I verify that I am currently certified to the level I am testing (AL/PB/IFSAC)

Candidate Print Name & Signature:	Candidate: Print Name or Candidate #
-----------------------------------	--------------------------------------

Note to Evaluator(s): By your signature above, you verify that you are qualified to serve as an Alabama Fire College Evaluator, have followed AFC Testing Policies and have witnessed that the above candidate has tested the above skills in their entirety.

Note to Student: Skill will end when you state or indicate to the evaluator that you have completed all the identified steps. Notify the evaluator at **ANY** time that you have a safety concern.